

# CERTIFICATE OF ANALYSIS

## ISO/IEC 17025:2017 ACCREDITATION #103104



Order #: 69262  
 Order Name: Kadenwood CBD  
 Vitamin C Tincture 2400mg/2oz  
 Batch#: B20J24/21006E1  
 Received: 01/07/2021  
 Completed: 01/12/2021



### Sample



### Cannabinoid Summary

|   |                               |
|---|-------------------------------|
| N/D<br>D9-THC                             | 4.610%<br>Total CBD           |
| 2,647.5 mg<br>Cannabinoids<br>per<br>unit | 2,613.8 mg<br>CBD per<br>unit |

### Batch Info

ID:  
 Date:  
 Exp. Date:  
 Size:  
 Total Qty Produced:

### Report Download Info

URL: <https://www.verifycbd.com/report/62a3z10e8e>

1 unit = 60 ml per unit x density  
 (0.945) x Cannabinoid  
 concentration

### Testing Summary

|                        |                           |                          |
|------------------------|---------------------------|--------------------------|
| Tested<br>Cannabinoids | Pass<br>Pesticide         | Tested<br>Terpenes       |
| Pass<br>Microbial      | Pass<br>Residual Solvents | Pass<br>Mycotoxin        |
| Pass<br>Heavy Metals   | Tested<br>Water Activity  | Pass<br>Filt and Foreign |

|             |
|-------------|
| D9-THC      |
| THCA        |
| CBD 4.61%   |
| CBDA        |
| CBDV 0.015% |
| CBC         |
| CBN 0.026%  |
| CBG 0.018%  |
| CBGA        |
| D8-THC      |
| THCV        |

### Instruments

GCMS-MS - Shimadzu GCMS-TQ8040  
 LCMS-MS - Shimadzu LCMS-8060  
 Headspace GCMS - Shimadzu GCMS QP2020 with HS20  
 SHIMADZU INTEGRATED UPLC-PDA  
 ICP-MS - Shimadzu ICPMS-2030  
 LC-MS - Shimadzu LCMS-8060  
 PCR - Agilent AriaMX  
 HD-3A Water Activity Meter  
 Amscope Simul-Focal Trinocular Stereo Zoom Microscope

### SOPS

Cannabinoids Test - GSL SOP 400  
 Terpenes Test - GSL SOP 404  
 Pesticide Analysis - GSL SOP 401  
 Residual Solvents - GSL SOP 405  
 Heavy Metals Analysis- GSL SOP 403  
 Mycotoxin Analysis - GSL SOP 401  
 Microbial Analysis - GSL SOP 406  
 Water Activity - GSL SOP 407  
 Filt and Foreign Materials Analysis - GSL SOP 409

Dr. Andrew Hall, Ph.D., Chief Scientific Officer

Ben Witten, MS, MT., Lab Director

**Green Scientific Labs**  
 info@greenscientificlabs.com  
 1-833 TEST CBD



Green Scientific Labs uses its best efforts to deliver high quality results and to verify that the data contained therein are based on sound scientific judgment and levels listed are guidelines only and all data was reported based on standard laboratory procedures and deviations. However Green Scientific Labs makes no warranties or claims to that effect and further shall not be liable for any damage or misrepresentation that may result from the use or misuse of the data contained herein in any way. Further, Green Scientific Labs makes no claims regarding representations of the analyzed sample to the larger batch from which it was taken. Data and information in this report are intended solely for the individual(s) for whom samples were submitted and as part of our strict confidentiality policy, Green Scientific Labs can only discuss results with the original client of record.

# CERTIFICATE OF ANALYSIS

## ISO/IEC 17025:2017 ACCREDITATION #103104



Order #: 69262  
 Order Name: Kadenwood CBD  
 Vitamin C Tincture 2400mg/2oz  
 Batch#: B20J24/21006E1  
 Received: 01/07/2021  
 Completed: 01/12/2021



### Sample



### Cannabinoids Test

SHIMADZU INTEGRATED UPLC-PDA  
 GSL SOP 400

UPLOADED: 01/08/2021 17:26:47

| Cannabinoids       | LOQ    | weight(%)     | mg/g          | mg/unit        |
|--------------------|--------|---------------|---------------|----------------|
| D9-THC             | 10 PPM | N/D           | N/D           | N/D            |
| THCA               | 10 PPM | N/D           | N/D           | N/D            |
| CBD                | 10 PPM | <b>4.610%</b> | <b>46.098</b> | <b>2,613.8</b> |
| CBDA               | 20 PPM | N/D           | N/D           | N/D            |
| CBDV               | 20 PPM | <b>0.015%</b> | <b>0.154</b>  | <b>8.7</b>     |
| CBC                | 10 PPM | N/D           | N/D           | N/D            |
| CBN                | 10 PPM | <b>0.026%</b> | <b>0.259</b>  | <b>14.7</b>    |
| CBG                | 10 PPM | <b>0.018%</b> | <b>0.181</b>  | <b>10.3</b>    |
| CBGA               | 20 PPM | N/D           | N/D           | N/D            |
| D8-THC             | 10 PPM | N/D           | N/D           | N/D            |
| THCV               | 10 PPM | N/D           | N/D           | N/D            |
| TOTAL D9-THC       |        | N/D           | N/D           | N/D            |
| TOTAL CBD*         |        | <b>4.610%</b> | <b>46.098</b> | <b>2,613.8</b> |
| TOTAL CANNABINOIDS |        | <b>4.669%</b> | <b>46.692</b> | <b>2,647.5</b> |

N/D

D9-THC

**4.610%**

Total CBD

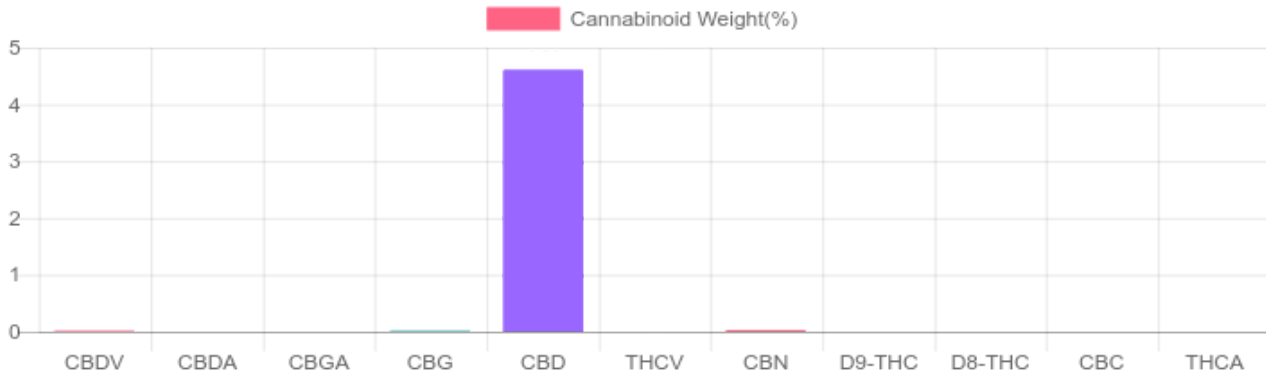
**2,647.5 mg**

Cannabinoids per unit

**2,613.8 mg**

CBD per unit

1 unit = 60 ml per unit x density (0.945) x Cannabinoid concentration



Reporting Limit 10 ppm  
 \*Total CBD = CBD + CBDA x 0.877  
 N/D - Not Detected, B/LOQ - Below Limit of Quantification

Dr. Andrew Hall, Ph.D., Chief Scientific Officer

Ben Witten, MS, MT., Lab Director

**Green Scientific Labs**  
 info@greenscientificlabs.com  
 1-833 TEST CBD



Green Scientific Labs uses its best efforts to deliver high quality results and to verify that the data contained therein are based on sound scientific judgment and levels listed are guidelines only and all data was reported based on standard laboratory procedures and deviations. However Green Scientific Labs makes no warranties or claims to that effect and further shall not be liable for any damage or misrepresentation that may result from the use or misuse of the data contained herein in any way. Further, Green Scientific Labs makes no claims regarding representations of the analyzed sample to the larger batch from which it was taken. Data and information in this report are intended solely for the individual(s) for whom samples were submitted and as part of our strict confidentiality policy, Green Scientific Labs can only discuss results with the original client of record.

# CERTIFICATE OF ANALYSIS

## ISO/IEC 17025:2017 ACCREDITATION #103104



Order #: 69262  
Order Name: Kadenwood CBD  
Vitamin C Tincture 2400mg/2oz  
Batch#: B20J24/21006E1  
Received: 01/07/2021  
Completed: 01/12/2021



### TERPENES: TOTAL (0.187%)

Headspace GCMS - Shimadzu GCMS QP2020 with HS20

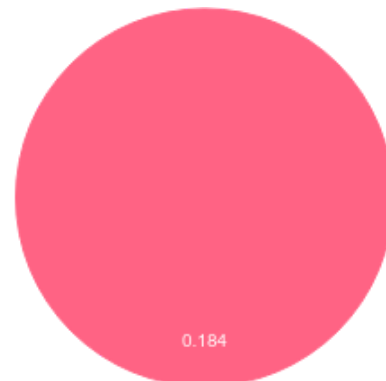
GSL SOP 404

Prepared: 01/07/2021 19:42:04

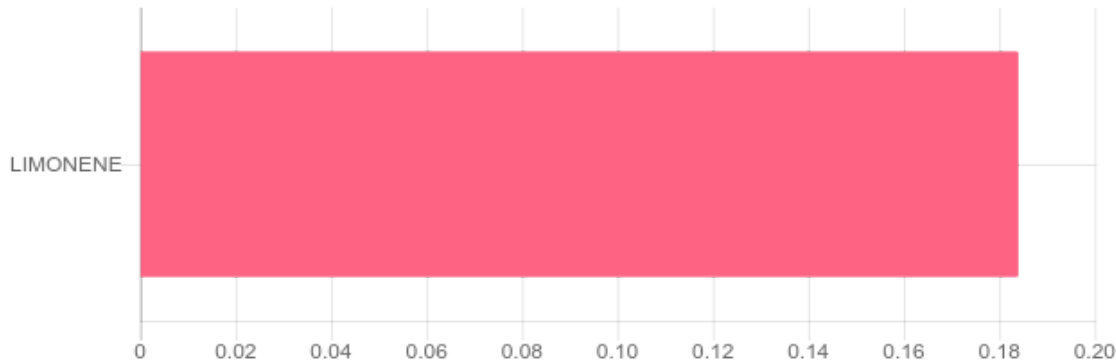
Uploaded: 01/08/2021 14:33:02

| Terpene      | Results (%) | LOQ (%) | LOD (%) |
|--------------|-------------|---------|---------|
| BETA-MYRCENE | B/LOQ       | 0.0067% | 0.0063% |
| LIMONENE     | 0.184%      | 0.0067% | 0.0063% |

### Terpenes Breakdown



### Top Terpenes Results:



### Tested for but not present:

ALPHA-PINENE, CAMPHENE, BETA-PINENE, 3-CARENE, ALPHA-TERPINENE, TRANS-BETA-OCIMENE, P-CYMENE, CIS-BETA-OCIMENE, EUCALYPTOL, GAMMA-TERPINENE, TERPINOLENE, LINALOOL, ISOPULEGOL, GERANIOL, CARYOPHYLLENE, HUMULENE, CIS-NEROLIDOL, TRANS-NEROLIDOL, GUAIOL, CARYOPHYLLENE OXIDE, ALPHA-BISABOLOL

Dr. Andrew Hall, Ph.D., Chief Scientific Officer

Ben Witten, MS, MT., Lab Director

Green Scientific Labs  
info@greenscientificlabs.com  
1-833 TEST CBD



Green Scientific Labs uses its best efforts to deliver high quality results and to verify that the data contained therein are based on sound scientific judgment and levels listed are guidelines only and all data was reported based on standard laboratory procedures and deviations. However Green Scientific Labs makes no warranties or claims to that effect and further shall not be liable for any damage or misrepresentation that may result from the use or misuse of the data contained herein in any way. Further, Green Scientific Labs makes no claims regarding representations of the analyzed sample to the larger batch from which it was taken. Data and information in this report are intended solely for the individual(s) for whom samples were submitted and as part of our strict confidentiality policy, Green Scientific Labs can only discuss results with the original client of record.

# CERTIFICATE OF ANALYSIS

## ISO/IEC 17025:2017 ACCREDITATION #103104



Order #: 69262  
 Order Name: Kadenwood CBD  
 Vitamin C Tincture 2400mg/2oz  
 Batch#: B20J24/21006E1  
 Received: 01/07/2021  
 Completed: 01/12/2021



### PESTICIDE ANALYSIS:

GSL SOP 401

PREPARED: 01/07/2021 18:49:02

UPLOADED: 01/08/2021 12:19:32

GCMS-MS - Shimadzu GCMS-TQ8040

| Pesticide    | Action Level (ppm) | Results (ppm) | LOQ (ppm) | LOD (ppm) |
|--------------|--------------------|---------------|-----------|-----------|
| CAPTAN       | 0.700              | N/D           | 0.003     | 0.001     |
| CHLORDANE    | 0.100              | N/D           | 0.003     | 0.001     |
| CHLORFENAPYR | 0.100              | N/D           | 0.003     | 0.001     |
| COUMAPHOS    | 0.100              | N/D           | 0.003     | 0.001     |


| Pesticide               | Action Level (ppm) | Results (ppm) | LOQ (ppm) | LOD (ppm) |
|-------------------------|--------------------|---------------|-----------|-----------|
| CYFLUTHRIN              | 2.000              | N/D           | 0.003     | 0.001     |
| CYPERMETHRIN            | 1.000              | N/D           | 0.003     | 0.001     |
| PARATHION-METHYL        | 0.100              | N/D           | 0.003     | 0.001     |
| PENTACHLORONITROBENZENE | 0.100              | N/D           | 0.003     | 0.001     |


LCMS-MS - Shimadzu LCMS-8060

| Pesticide           | Action Level (ppm) | Results (ppm) | LOQ (ppm) | LOD (ppm) |
|---------------------|--------------------|---------------|-----------|-----------|
| ABAMECTIN B1A       | 0.100              | N/D           | 0.005     | 0.001     |
| ACEPHATE            | 0.100              | N/D           | 0.001     | 0.001     |
| ACEQUINOCYL         | 0.100              | N/D           | 0.001     | 0.001     |
| ACETAMIPRID         | 0.100              | N/D           | 0.005     | 0.001     |
| ALDICARB            | 0.100              | N/D           | 0.005     | 0.001     |
| AZOXYSTROBIN        | 0.100              | N/D           | 0.001     | 0.001     |
| BIFENAZATE          | 0.100              | N/D           | 0.005     | 0.001     |
| BIFENTHRIN          | 3.000              | N/D           | 0.005     | 0.001     |
| BOSCALID            | 0.100              | N/D           | 0.005     | 0.001     |
| CARBARYL            | 0.500              | N/D           | 0.003     | 0.001     |
| CARBOFURAN          | 0.100              | N/D           | 0.001     | 0.001     |
| CHLORANTRANILIPROLE | 10.000             | N/D           | 0.005     | 0.005     |
| CHLORPYRIFOS        | 0.100              | N/D           | 0.001     | 0.001     |
| CLOFENTEZINE        | 0.100              | N/D           | 0.001     | 0.001     |
| DAMINOZIDE          | 0.100              | N/D           | 0.005     | 0.001     |
| DIAZINON            | 0.100              | N/D           | 0.001     | 0.001     |
| DICHLORVOS          | 0.100              | N/D           | 0.005     | 0.001     |
| DIMETHOATE          | 0.100              | N/D           | 0.001     | 0.001     |
| DIMETHOMORPH        | 2.000              | N/D           | 0.005     | 0.001     |
| ETHOPROPHOS         | 0.100              | N/D           | 0.001     | 0.001     |
| ETOFENPROX          | 0.100              | N/D           | 0.001     | 0.001     |
| ETOXAZOLE           | 0.100              | N/D           | 0.010     | 0.005     |
| FENHEXAMID          | 0.100              | N/D           | 0.005     | 0.001     |
| FENOXYCARB          | 0.100              | N/D           | 0.005     | 0.001     |
| FENPYROXIMATE       | 0.100              | N/D           | 0.001     | 0.001     |
| FIPRONIL            | 0.100              | N/D           | 0.003     | 0.001     |
| FLONICAMID          | 0.100              | N/D           | 0.025     | 0.010     |
| FLUDIOXONIL         | 0.100              | N/D           | 0.003     | 0.001     |
| HEXYTHIAZOX         | 0.100              | N/D           | 0.005     | 0.001     |
| IMAZALIL            | 0.100              | N/D           | 0.005     | 0.001     |

| Pesticide                | Action Level (ppm) | Results (ppm) | LOQ (ppm) | LOD (ppm) |
|--------------------------|--------------------|---------------|-----------|-----------|
| IMIDACLOPRID             | 5.000              | N/D           | 0.005     | 0.001     |
| KRESOXIM-METHYL          | 0.100              | N/D           | 0.010     | 0.005     |
| MALATHION                | 0.500              | N/D           | 0.005     | 0.001     |
| METALAXYL                | 2.000              | N/D           | 0.001     | 0.001     |
| METHIOCARB               | 0.100              | N/D           | 0.005     | 0.001     |
| METHOMYL                 | 1.000              | N/D           | 0.001     | 0.001     |
| MEVINPHOS                | 0.100              | N/D           | 0.001     | 0.001     |
| MYCLOBUTANIL             | 0.100              | N/D           | 0.005     | 0.001     |
| NALED                    | 0.100              | N/D           | 0.005     | 0.001     |
| OXAMYL                   | 0.500              | N/D           | 0.001     | 0.001     |
| PACLOBUTRAZOL            | 0.100              | N/D           | 0.005     | 0.001     |
| PERMETHRINS              | 0.500              | N/D           | 0.005     | 0.001     |
| PHOSMET                  | 0.100              | N/D           | 0.005     | 0.001     |
| PIPERONYL BUTOXIDE       | 3.000              | N/D           | 0.001     | 0.001     |
| PRALLETHRIN              | 0.100              | N/D           | 0.005     | 0.005     |
| PROPICONAZOLE            | 0.100              | N/D           | 0.010     | 0.005     |
| PROPOXUR                 | 0.100              | N/D           | 0.001     | 0.001     |
| PYRETHRINS (PYRETHRIN I) | 0.500              | N/D           | 0.005     | 0.005     |
| PYRIDABEN                | 0.100              | N/D           | 0.005     | 0.001     |
| SPINETORAM               | 0.100              | N/D           | 0.001     | 0.001     |
| SPINOSAD                 | 0.100              | N/D           | 0.001     | 0.001     |
| SPIROMESIFEN             | 0.100              | N/D           | 0.005     | 0.001     |
| SPIROTETRAMAT            | 0.100              | N/D           | 0.001     | 0.001     |
| SPIROXAMINE              | 0.100              | N/D           | 0.001     | 0.001     |
| TEBUCONAZOLE             | 0.100              | N/D           | 0.005     | 0.001     |
| THIACLOPRID              | 0.100              | N/D           | 0.001     | 0.001     |
| THIAMETHOXAM             | 5.000              | N/D           | 0.001     | 0.001     |
| TRIFLOXYSTROBIN          | 0.100              | N/D           | 0.001     | 0.001     |

N/D = Not Detected, A/LOQ = Above LOQ Level, B/LOQ = Below LOQ Level, B/LOD = Below LOD Level

  
 Dr. Andrew Hall, Ph.D., Chief Scientific Officer

  
 Ben Witten, MS, MT., Lab Director

**Green Scientific Labs**  
 info@greenscientificlabs.com  
 1-833 TEST CBD



Green Scientific Labs uses its best efforts to deliver high quality results and to verify that the data contained therein are based on sound scientific judgment and levels listed are guidelines only and all data was reported based on standard laboratory procedures and deviations. However Green Scientific Labs makes no warranties or claims to that effect and further shall not be liable for any damage or misrepresentation that may result from the use or misuse of the data contained herein in any way. Further, Green Scientific Labs makes no claims regarding representations of the analyzed sample to the larger batch from which it was taken. Data and information in this report are intended solely for the individual(s) for whom samples were submitted and as part of our strict confidentiality policy, Green Scientific Labs can only discuss results with the original client of record.

# CERTIFICATE OF ANALYSIS

## ISO/IEC 17025:2017 ACCREDITATION #103104



Order #: 69262  
 Order Name: Kadenwood CBD  
 Vitamin C Tincture 2400mg/2oz  
 Batch#: B20J24/21006E1  
 Received: 01/07/2021  
 Completed: 01/12/2021



### RESIDUAL SOLVENTS:

Headspace GCMS - Shimadzu GCMS QP2020 with HS20

GSL SOP 405

Prepared: 01/07/2021 20:11:54

Uploaded: 01/08/2021 11:54:16

| Residual Solvent         | Action Level (ppm) | Results (ppm) | LOQ (ppm) | LOD (ppm) |
|--------------------------|--------------------|---------------|-----------|-----------|
| 1,1-DICHLOROETHENE       | 8                  | N/D           | 0.63      | 0.63      |
| 1,2-DICHLOROETHANE       | 2                  | N/D           | 0.12      | 0.02      |
| ACETONE                  | 5,000              | N/D           | 140       | 20        |
| ACETONITRILE             | 410                | N/D           | 25        | 1         |
| BENZENE                  | 1                  | N/D           | 1         | 0.5       |
| BUTANE                   | 5,000              | N/D           | 50        | 10        |
| CHLOROFORM               | 1                  | N/D           | 1         | 0.5       |
| CIS 1,2-DICHLOROETHENE   | 5                  | N/D           | 0.73      | 0.18      |
| ETHANOL                  | 5,000              | 359           | 140       | 20        |
| ETHYL ACETATE            | 5,000              | B/LOQ         | 140       | 20        |
| ETHYL ETHER              | 5,000              | N/D           | 140       | 20        |
| ETHYLENE OXIDE           | 1                  | N/D           | 0         | 0         |
| ISOPROPYL ALCOHOL        | 5,000              | N/D           | 140       | 20        |
| METHANOL                 | 3,000              | N/D           | 100       | 20        |
| METHYLENE CHLORIDE       | 125                | N/D           | 0.15      | 0.15      |
| N-HEPTANE                | 5,000              | N/D           | 140       | 20        |
| N-HEXANE                 | 290                | N/D           | 18        | 10        |
| PENTANE                  | 5,000              | N/D           | 140       | 20        |
| PROPANE                  | 5,000              | N/D           | 20        | 1         |
| TOLUENE                  | 890                | N/D           | 53        | 1         |
| TRANS 1,2-DICHLOROETHENE | 5                  | N/D           | 0.73      | 0.18      |
| TRICHLOROETHENE          | 1                  | N/D           | 1         | 0.5       |
| XYLENES                  | 150                | N/D           | 130       | 20        |

Dr. Andrew Hall, Ph.D., Chief Scientific Officer

Ben Witten, MS, MT., Lab Director

**Green Scientific Labs**  
 info@greenscientificlabs.com  
 1-833-TEST-CBD



Green Scientific Labs uses its best efforts to deliver high quality results and to verify that the data contained therein are based on sound scientific judgment and levels listed are guidelines only and all data was reported based on standard laboratory procedures and deviations. However Green Scientific Labs makes no warranties or claims to that effect and further shall not be liable for any damage or misrepresentation that may result from the use or misuse of the data contained herein in any way. Further, Green Scientific Labs makes no claims regarding representations of the analyzed sample to the larger batch from which it was taken. Data and information in this report are intended solely for the individual(s) for whom samples were submitted and as part of our strict confidentiality policy, Green Scientific Labs can only discuss results with the original client of record.

# CERTIFICATE OF ANALYSIS

## ISO/IEC 17025:2017 ACCREDITATION #103104



Order #: 69262  
 Order Name: Kadenwood CBD  
 Vitamin C Tincture 2400mg/2oz  
 Batch#: B20J24/21006E1  
 Received: 01/07/2021  
 Completed: 01/12/2021



### Microbial Analysis:

Microbial Analysis GSL SOP 406

PCR - Agilent AriaMX

Uploaded: 01/12/2021 09:50:07

fa

### MICROBIAL ANALYSIS:

PCR - Agilent AriaMX

| Test                     | SOP    | Test Method | Device Used | LOD                    | Allowable Criteria  | Actual Result | Pass/Fail |
|--------------------------|--------|-------------|-------------|------------------------|---------------------|---------------|-----------|
| ASPERGILLUS FUMIGATUS*** | 406.01 | USP 61/62†  | ARIAMX PCR  | 1 CFU/G**              | DETECT/NOT DETECTED | NOT DETECTED  | PASS      |
| ASPERGILLUS TERREUS***   | 406.01 | USP 61/62†  | ARIAMX PCR  | 1 CFU/G**              | DETECT/NOT DETECTED | NOT DETECTED  | PASS      |
| ASPERGILLUS FLAVUS***    | 406.01 | USP 61/62†  | ARIAMX PCR  | 1 CFU/G**              | DETECT/NOT DETECTED | NOT DETECTED  | PASS      |
| ASPERGILLUS NIGER***     | 406.01 | USP 61/62†  | ARIAMX PCR  | 1 CFU/G**              | DETECT/NOT DETECTED | NOT DETECTED  | PASS      |
| STEC E. COLI*            | 406.01 | USP 61/62†  | ARIAMX PCR  | 1 CFU/G**              | DETECT/NOT DETECTED | NOT DETECTED  | PASS      |
| SALMONELLA*              | 406.01 | USP 61/62†  | ARIAMX PCR  | 1 CFU/G**              | DETECT/NOT DETECTED | NOT DETECTED  | PASS      |
| TOTAL YEAST AND MOLD     | 406.01 | USP 61/62†  | ARIAMX PCR  | CFU/G BY SAMPLE TYPE** | 1,000 CFU/G         | NOT DETECTED  | PASS      |
| AEROBIC BACTERIA COUNT   | 406.01 | USP 61/62†  | ARIAMX PCR  | CFU/G BY SAMPLE TYPE** | 10,000 CFU/G        | NOT DETECTED  | PASS      |
| ENTEROBACTERIACEAE       | 406.01 | USP 61/62†  | ARIAMX PCR  | CFU/G BY SAMPLE TYPE** | 100 CFU/G           | NOT DETECTED  | PASS      |
| COLIFORM                 | 406.01 | USP 61/62†  | ARIAMX PCR  | CFU/G BY SAMPLE TYPE** | 100 CFU/G           | NOT DETECTED  | PASS      |

† USP 61 (enumeration of bacteria TAC, TYM, and ENT/Coliform), USP 62 (identifying specific species E.coli Aspergillus etc)

\* STEC and Salmonella run as Multiplex

\*\* CFU/g Calculation based on MIP/Extract matrix

\*\*\* Flavus = 2 Copies of DNA / Fumigatis = 2 Copies of DNA Niger = 20 Copies of DNA / Terrus = 10 copies of DNA

Dr. Andrew Hall, Ph.D., Chief Scientific Officer

Ben Witten, MS, MT., Lab Director

**Green Scientific Labs**  
 info@greenscientificlabs.com  
 1-833 TEST CBD



Green Scientific Labs uses its best efforts to deliver high quality results and to verify that the data contained therein are based on sound scientific judgment and levels listed are guidelines only and all data was reported based on standard laboratory procedures and deviations. However Green Scientific Labs makes no warranties or claims to that effect and further shall not be liable for any damage or misrepresentation that may result from the use or misuse of the data contained herein in any way. Further, Green Scientific Labs makes no claims regarding representations of the analyzed sample to the larger batch from which it was taken. Data and information in this report are intended solely for the individual(s) for whom samples were submitted and as part of our strict confidentiality policy, Green Scientific Labs can only discuss results with the original client of record.

# CERTIFICATE OF ANALYSIS

## ISO/IEC 17025:2017 ACCREDITATION #103104



Order #: 69262  
Order Name: Kadenwood CBD  
Vitamin C Tincture 2400mg/2oz  
Batch#: B20J24/21006E1  
Received: 01/07/2021  
Completed: 01/12/2021



### Mycotoxin Analysis:

LC-MS - Shimadzu LCMS-8060  
GSL SOP 401

Uploaded: 01/08/2021 12:19:26

| Analyte      | Action Lvl (ppb) | Results (ppb) |
|--------------|------------------|---------------|
| AFLATOXIN B1 | 20               | N/D           |
| AFLATOXIN B2 | 20               | N/D           |
| AFLATOXIN G1 | 20               | N/D           |
| AFLATOXIN G2 | 20               | N/D           |
| OCHRATOXIN A | 20               | N/D           |

LOQ is 1ppb, LOD is 1ppb

### Moisture Analysis:

Shimadzu MOC63U Moisture Balance - GSL SOP 411

Uploaded: 01/07/2021 16:43:28

#### Moisture %

4.2%

### Heavy Metals Analysis:

ICP-MS - Shimadzu ICPMS-2030  
GSL SOP 403

Uploaded: 01/12/2021 17:16:40

| Metal        | Action Level (ppb) | Result (ppb) |
|--------------|--------------------|--------------|
| ARSENIC (AS) | 200                | B/LOQ        |
| CADMIUM (CD) | 200                | B/LOQ        |
| MERCURY (HG) | 100                | B/LOQ        |
| LEAD (PB)    | 500                | B/LOQ        |

Lower Limit of Quantitation (LOQ) is 75 ppb

### Water Activity:

HD-3A Water Activity Meter - GSL SOP 407

Uploaded: 01/07/2021 16:43:28

#### Water

0.41

### Filth and Foreign Materials Analysis:

Microscope - Amscope Simul-Focal Trinocular Stereo Zoom Microscope - GSL SOP 409

Uploaded: 01/07/2021 15:58:51

Pass: No Foreign Materials Detected

Dr. Andrew Hall, Ph.D., Chief Scientific Officer

Ben Witten, MS, MT., Lab Director

Green Scientific Labs  
info@greenscientificlabs.com  
1-833 TEST CBD



Green Scientific Labs uses its best efforts to deliver high quality results and to verify that the data contained therein are based on sound scientific judgment and levels listed are guidelines only and all data was reported based on standard laboratory procedures and deviations. However Green Scientific Labs makes no warranties or claims to that effect and further shall not be liable for any damage or misrepresentation that may result from the use or misuse of the data contained herein in any way. Further, Green Scientific Labs makes no claims regarding representations of the analyzed sample to the larger batch from which it was taken. Data and information in this report are intended solely for the individual(s) for whom samples were submitted and as part of our strict confidentiality policy, Green Scientific Labs can only discuss results with the original client of record.